




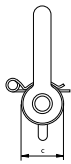
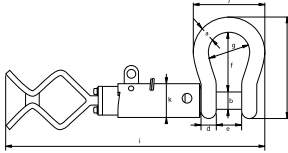
Green Pin® Guided Pin ROV Shackle F

Release & retrieve ROV shackle (grade 8) with guiding tube and Fishtail handle



- **Material:** shackle body and pin alloy steel, grade 8, polar quality, quenched and tempered
- **Safety factor:** MBL equals 5 x WLL
- **Finish:** body painted white, pin painted green
- **Temperature Range:** -60°C up to +200°C
- **Certification:** 2.1 2.2 3.1 MTC[®] CE

P-5362F



working load limit	diameter bow	diameter pin	diameter eye	width eye	width inside	length inside	width bow	length	length bolt		width	guide diameter	weight each
									close	open			
t	a	b	c	d	e	f	g	h	i		j	k	kg
12	32	35	72	32	51	115	83	201	643	726	147	83	10
17	38	42	88	38	60	146	99	249	686	784	175	83	14
25	45	50	103	45	74	178	126	300	757	876	216	83	19
35	50	57	111	50	83	197	138	331	785	918	238	83	24
42.5	57	65	130	57	95	222	160	377	859	1011	274	102	34
55	65	70	145	65	105	260	180	433	898	1068	310	102	45

In inch

working load limit	diameter bow	diameter pin	diameter eye	width eye	width inside	length inside	width bow	length	length bolt		width	guide diameter	weight each
									close	open			
t	a	b	c	d	e	f	g	h	i		j	k	lbs
12	1 1/4	1 3/8	2 27/32	1 1/4	2	4 17/32	3 9/32	7 29/32	25 5/16	28 19/32	5 25/32	3 9/32	22
17	1 1/2	1 5/8	3 15/32	1 1/2	2 3/8	5 3/4	3 29/32	9 13/16	27	30 7/8	6 7/8	3 9/32	31
25	1 3/4	2	4 1/16	1 25/32	2 29/32	7	4 31/32	11 13/16	29 13/16	34 1/2	8 1/2	3 9/32	42
35	2	2 1/4	4 3/8	1 31/32	3 9/32	7 3/4	5 7/16	13 1/32	30 29/32	36 5/32	9 3/8	3 9/32	53
42.5	2 1/4	2 9/16	5 1/8	2 1/4	3 3/4	8 3/4	6 5/16	14 27/32	33 13/16	39 13/16	10 25/32	4 1/32	75
55	2 1/2	2 3/4	5 23/32	2 9/16	4 1/8	10 1/4	7 3/32	17 1/16	35 11/32	42 1/16	12 7/32	4 1/32	99

INFO