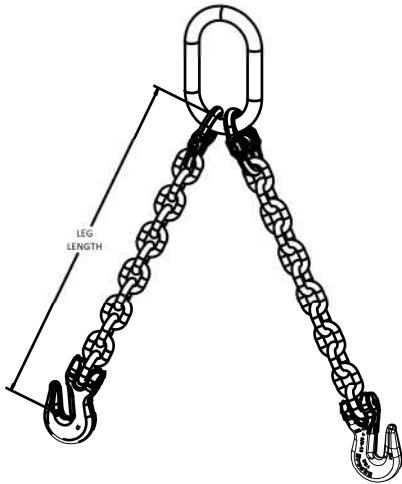


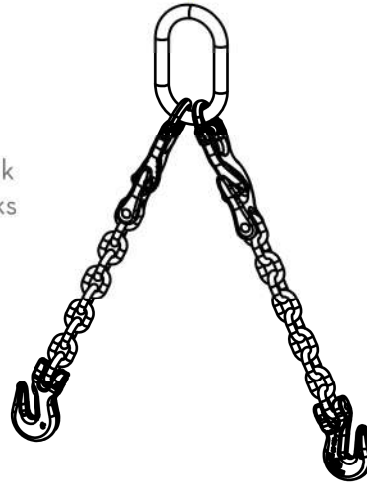
2-Leg Chain Sling




DOG | Master link
Grab hooks



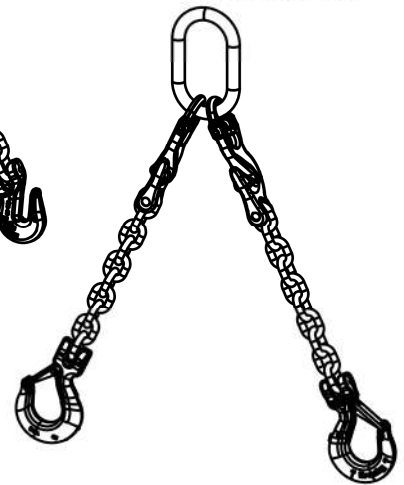
ADOG | Master link
Leg Shorteners
Grab hooks



DOS | Master link
Sling hooks



ADOS | Master link
Leg Shorteners
Sling hooks



- Minimum breaking load is 4X WLL
- If used in a choker hitch, WLL must be reduced by 20%
- WLL based on evenly distributed leg load
- Chain shorteners retain full WLL when used
- 9/32 to 5/8 slings use in-line shorteners, other sizes use separate shortener hook legs
- Custom slings available upon request
- Self-locking hooks available upon request

Chain Grade	Chain Size	60° WLL	45° WLL	30° WLL
	<i>Inch</i>	<i>lbs</i>	<i>lbs</i>	<i>lbs</i>
100	7/32	4,700	3,800	2,700
	9/32	7,400	6,100	4,300
	3/8	15,200	12,400	8,800
	1/2	26,000	21,200	15,000
	5/8	39,100	32,000	22,600
	3/4	61,100	49,900	35,300
80	1	82,600	67,400	47,700
	1-1/4	125,200	102,200	72,300